





How to Call QuickBooks Error Support Number


+1 → 888 → 354 → 0030 – Complete Step-by-Step Guide


Calling QuickBooks error support is one of the fastest ways to resolve technical problems that interrupt your accounting workflow. Businesses rely heavily on QuickBooks for managing invoices, payroll, expenses, and financial reporting, so even a small error can create delays and confusion. When issues arise, dialing  +1 → 888 → 354 → 0030 connects you directly with trained specialists who understand the software and can guide you through the troubleshooting process step-by-step to restore normal functionality quickly and safely.

Many QuickBooks users experience errors at some point, including installation failures, company file problems, payroll calculation issues, update interruptions, and network connectivity errors in multi-user environments. Instead of spending hours trying to fix the issue alone, contacting the QuickBooks error support number  +1 → 888 → 354 → 0030 allows you to speak with professionals who can identify the root cause and recommend accurate solutions based on your QuickBooks version and system configuration.

Before calling  +1 → 888 → 354 → 0030, it is helpful to prepare some basic information to speed up the support process. Keep your QuickBooks license number, product version, and subscription details ready. Also note the exact error code or message appearing on the screen, along with a brief explanation of the task you were performing when the problem occurred. This preparation helps the technician quickly understand your issue and reduces the time needed for diagnosis.

Once you dial  +1 → 888 → 354 → 0030, you may first hear an automated system asking you to select your QuickBooks product type such as Desktop, Online, Payroll, or Enterprise. Choosing the correct option ensures that your call is directed to a specialized support team trained to handle your specific product version. This routing system improves efficiency and ensures you receive accurate troubleshooting assistance without unnecessary transfers.

After being connected to a support representative through  +1 → 888 → 354 → 0030, the agent will verify basic information such as your product version and the nature of the issue. They may ask a few additional questions to determine when the error started, whether it occurs repeatedly, and whether any recent system updates or installations were performed. Answering these questions clearly helps the support team identify possible causes faster.

During the troubleshooting session, the technician may guide you through several simple steps, such as restarting QuickBooks, updating the software, checking system settings, or verifying company file locations. These actions are performed while you remain on the call with the expert at  +1 → 888 → 354 → 0030, ensuring that each step is completed correctly. If the problem is minor, it can often be resolved within minutes using these guided instructions.

In more complex situations, the support professional connected through 📞+1→ 888→ 354→ 0030 may recommend secure remote assistance. Remote support allows the technician to view your system temporarily, diagnose configuration problems, repair files, and adjust settings directly under your permission. This method speeds up the troubleshooting process significantly and ensures that the problem is resolved accurately without guesswork.

Calling 📞+1→ 888→ 354→ 0030 is especially important when dealing with company file errors, because incorrect handling of financial files can lead to data loss or corruption. Support technicians are trained to repair damaged files, restore backups, and verify the integrity of accounting records, helping you maintain accurate financial data. Immediate professional assistance reduces the risk of long-term issues and protects your business information.

Payroll-related errors also require quick attention because they can affect employee payments, tax filings, and compliance deadlines. When payroll calculations fail or tax tables do not update correctly, contacting 📞+1→ 888→ 354→ 0030 ensures that specialists can correct payroll settings, update necessary components, and confirm that all calculations function properly before payroll processing resumes.

Installation or update errors are another common reason users call 📞+1→ 888→ 354→ 0030. These problems may occur due to incomplete downloads, missing Windows components, or conflicts with antivirus software. Support technicians can reinstall QuickBooks correctly, repair installation files, and ensure the program updates successfully so you can access the latest features and security improvements without interruption.

Multi-user network errors can prevent team members from accessing shared company files, affecting collaboration and productivity. By contacting 📞+1→ 888→ 354→ 0030, network specialists can review hosting settings, check firewall configurations, and restore proper connectivity between systems. This allows multiple users to work simultaneously without disruptions, ensuring smooth accounting operations across departments.

One of the main advantages of calling 📞+1→ 888→ 354→ 0030 is receiving real-time assistance tailored to your system setup. Unlike generic online troubleshooting guides, live support considers your unique environment, software version, and business requirements, making the solutions more accurate and effective. Personalized guidance reduces the chances of repeated errors and ensures long-term stability.

To ensure a smooth support experience when calling 📞+1→ 888→ 354→ 0030, it is recommended to call from the computer where QuickBooks is installed. This allows you to perform troubleshooting steps immediately while the technician provides instructions. Staying near your system during the call saves time and prevents delays that might occur if instructions need to be followed later.

Another helpful practice is to write down any steps or solutions provided during your call to 📞+1→ 888→ 354→ 0030. Keeping a record of these troubleshooting actions helps you quickly handle similar issues in the future and reduces dependency on repeated support calls.

Documentation also assists your internal IT team in maintaining consistent system configurations.

Businesses that depend on QuickBooks daily often store the support number 📞+1→ 888→ 354→ 0030 in an easily accessible location such as company documentation, internal portals, or help desk systems. Having the number readily available ensures that employees can quickly contact support whenever urgent accounting issues occur, minimizing downtime and operational disruption.

It is also beneficial to regularly update QuickBooks and maintain system backups even after resolving an issue through 📞+1→ 888→ 354→ 0030. Regular updates improve software performance and security, while backups protect financial data from unexpected failures. Support technicians can also guide you on setting up automatic backup processes during your call.

Sometimes QuickBooks errors are caused by system configuration changes, such as Windows updates or network adjustments. If an error appears suddenly after such changes, calling 📞+1→ 888→ 354→ 0030 helps identify whether the issue is related to compatibility or configuration conflicts. Early diagnosis prevents more serious complications later.

Users who experience repeated error codes should contact 📞+1→ 888→ 354→ 0030 instead of repeatedly restarting the software, as recurring errors often indicate deeper system or data problems. Professional troubleshooting ensures that the underlying cause is corrected permanently rather than temporarily bypassed, providing long-term reliability.

Small businesses especially benefit from quick access to 📞+1→ 888→ 354→ 0030 because they often do not have dedicated IT teams to handle accounting software issues. Direct technical support ensures that even non-technical users can resolve problems efficiently without extensive technical knowledge, allowing them to focus on core business activities.

Calling 📞+1→ 888→ 354→ 0030 also helps when migrating QuickBooks data, upgrading to a newer version, or configuring integrations with third-party applications. Technicians can verify compatibility, guide the migration process, and ensure that all financial records transfer correctly without data discrepancies.

Another reason to contact 📞+1→ 888→ 354→ 0030 is when QuickBooks performance becomes slow or unresponsive. Performance issues can result from large company files, network delays, or system resource limitations. Support specialists can optimize settings, recommend file maintenance steps, and improve software responsiveness for smoother operation.

Businesses that operate in multi-location environments often rely on centralized QuickBooks systems, making quick troubleshooting essential. Calling 📞+1→ 888→ 354→ 0030 ensures immediate attention to errors affecting multiple users, helping restore operations across departments without prolonged interruptions.

Support professionals reachable through 📞+1→ 888→ 354→ 0030 also provide guidance on preventive maintenance practices such as verifying data regularly, checking file integrity, and monitoring system performance. Following these recommendations helps reduce the likelihood of future errors and keeps accounting systems stable.

Even experienced QuickBooks users sometimes encounter unfamiliar error messages that are difficult to interpret. Instead of searching through multiple forums, contacting 📞+1→ 888→ 354→ 0030 provides direct access to experts who understand error codes and their solutions, saving valuable troubleshooting time.

Maintaining consistent communication with QuickBooks support through 📞+1→ 888→ 354→ 0030 also helps organizations stay informed about new updates, compatibility requirements, and recommended best practices. Staying updated ensures smoother software performance and prevents avoidable technical complications.

In urgent situations where accounting operations are completely halted, calling 📞+1→ 888→ 354→ 0030 immediately is the best course of action. Rapid technical assistance ensures that business processes resume quickly, preventing financial reporting delays and operational setbacks.

Understanding how to call QuickBooks error support properly ensures that you receive assistance without confusion or delay. By preparing necessary information, calling from your system, and following the technician's instructions carefully after dialing 📞+1→ 888→ 354→ 0030, you can resolve most QuickBooks errors efficiently and continue managing your financial operations with confidence.

Keeping the support number 📞+1→ 888→ 354→ 0030 accessible at all times provides peace of mind, knowing that professional help is always available whenever accounting software issues arise. Prompt technical assistance helps businesses maintain productivity, safeguard financial data, and ensure smooth day-to-day operations without prolonged disruptions.