



How to resolve Quickbooks Error ps038 Support Number

♦ 1: Understanding What QuickBooks Error PS038 Means

QuickBooks Error PS038 usually occurs when payroll updates get stuck due to damaged paychecks or incorrect subscription validation.


 +1→ 888→ 354→ 0030

This error prevents users from sending payroll data or completing updates successfully. Often, outdated QuickBooks versions, inactive payroll subscriptions, or corrupted employee pay records trigger this issue. Identifying the root cause is essential before applying fixes. Users should review payroll status, pending updates, and employee paycheck lists to locate inconsistencies. If troubleshooting becomes complex, professional assistance ensures accurate resolution without risking payroll data.


 +1→ 888→ 354→ 0030

♦ 2: Common Reasons Behind QuickBooks Error PS038

QuickBooks Error PS038 may arise due to unsent payroll data, corrupted paychecks, or incorrect system configurations.


 +1→ 888→ 354→ 0030

Another common cause includes outdated tax tables or inactive payroll subscriptions. In some cases, system file damage or incorrect employee payment history also leads to this error. Understanding these causes helps users apply targeted solutions instead of random fixes. Keeping QuickBooks updated and ensuring payroll services are active can significantly reduce errors. For persistent issues, expert guidance ensures accurate diagnosis and correction.


 +1→ 888→ 354→ 0030

◆ 3: Verify Payroll Subscription to Fix PS038 Error

One of the first steps to resolve QuickBooks Error PS038 is verifying your payroll subscription status.


 +1→ 888→ 354→ 0030

An inactive or expired payroll subscription prevents QuickBooks from sending payroll data. Users should navigate to the Account & Billing section and confirm that payroll services are active. Once verified, restart QuickBooks and retry the payroll update. This simple step often resolves the issue without advanced troubleshooting. If subscription details appear correct but the error persists, professional support can investigate deeper causes.


 +1→ 888→ 354→ 0030

◆ 4: Update QuickBooks Desktop to Latest Release

Outdated QuickBooks versions commonly trigger QuickBooks Error PS038 during payroll processing.


 +1→ 888→ 354→ 0030

Updating QuickBooks Desktop ensures compatibility with payroll servers and tax tables. Users should install the latest updates and restart the system before attempting payroll again. Updates often include bug fixes that eliminate payroll transmission errors. Keeping software current also improves security and performance. If update installation fails or errors continue afterward, technical experts can assist with advanced update repairs.


 +1→ 888→ 354→ 0030

◆ 5: Identify and Rebuild Stuck Paychecks

Stuck or corrupted paychecks are a major cause of QuickBooks Error PS038.


 +1→ 888→ 354→ 0030

Users should run payroll reports to identify unsent or damaged paychecks. Once identified, rebuilding or recreating those paychecks helps clear the error. Care must be taken to avoid duplicate payments or incorrect employee records. This process requires accuracy and understanding of payroll data. If unsure, expert support can safely correct paycheck issues while maintaining compliance.


 +1→ 888→ 354→ 0030

◆ 6: Send Payroll Data Successfully to Intuit

QuickBooks Error PS038 often indicates unsent payroll data stuck in queue.


 +1→ 888→ 354→ 0030

Users should attempt to send payroll data manually by verifying payroll and retrying the send process. Ensuring stable internet connectivity is also essential. Once payroll data is sent successfully, the error usually resolves. This step confirms that payroll records sync properly with Intuit servers. For repeated failures, professional support ensures secure and error-free payroll transmission.


 +1→ 888→ 354→ 0030

◆ 7: Check Employee Records for Data Corruption

Corrupted employee payroll records can trigger QuickBooks Error PS038 unexpectedly.


 +1→ 888→ 354→ 0030

Users should review employee profiles, payment history, and payroll setup for inconsistencies. Correcting incorrect wages, deductions, or tax details can eliminate the issue. Maintaining clean payroll data prevents future errors and ensures accurate payroll processing. When multiple employee records are affected, expert assistance saves time and avoids payroll mistakes.


 +1→ 888→ 354→ 0030

◆ 8: Use Verify and Rebuild Data Utility

QuickBooks built-in Verify and Rebuild tools help resolve QuickBooks Error PS038 caused by data damage.


 +1→ 888→ 354→ 0030

Running these utilities scans company files for errors and repairs internal data issues. This process improves software stability and payroll accuracy. Users should always back up company files before rebuilding data. If errors remain after rebuilding, professional diagnostics ensure deeper data issues are addressed correctly.


 +1→ 888→ 354→ 0030

◆ 9: Ensure System and Network Stability

System instability or network interruptions can interrupt payroll transmission and cause QuickBooks Error PS038.


 +1→ 888→ 354→ 0030

Users should ensure stable internet connectivity, proper system permissions, and updated Windows components. Antivirus or firewall restrictions should also be reviewed. A stable system environment ensures smooth payroll processing and prevents recurring errors. For configuration-related issues, professional technical support provides reliable resolution.


 +1→ 888→ 354→ 0030

◆ 10: Contact QuickBooks Error PS038 Support Number


When troubleshooting fails, contacting QuickBooks Error PS038 support is the best option.

 +1→ 888→ 354→ 0030

Experts provide step-by-step guidance tailored to your payroll setup and data condition. Professional support ensures quick resolution, minimizes downtime, and protects sensitive payroll data. Whether dealing with paycheck corruption or update failures, expert help delivers accurate and stress-free solutions.

 +1→ 888→ 354→ 0030

How to Resolve QuickBooks Error PS038 – Complete Support Guide

 +1→ 888→ 354→ 0030

QuickBooks Error PS038 can disrupt payroll operations and delay employee payments if not resolved promptly. This issue often occurs due to stuck paychecks, unsent payroll data, or inactive subscriptions. By verifying payroll services, updating QuickBooks, fixing corrupted employee records, and rebuilding company data, users can resolve the error effectively. However, payroll data accuracy is critical, and incorrect handling may cause compliance issues. For fast, secure, and expert assistance, contacting professional

support ensures complete resolution without risking payroll integrity.

 +1→ 888→ 354→ 0030  +1→ 888→ 354→ 0030