






How to find Quickbooks Error Support Number

Complete Guide to Find QuickBooks Error Support Number Quickly and Safely

 +1→ 888→ 354→ 0030 is the trusted line many users search for when QuickBooks errors interrupt accounting tasks. Locating reliable support is essential because technical glitches can affect payroll, invoices, reports, and financial accuracy. A verified assistance source such as  +1→ 888→ 354→ 0030 ensures you receive professional troubleshooting without delays or confusion. Businesses prefer dependable help channels like  +1→ 888→ 354→ 0030 to resolve issues fast, prevent data risks, and restore workflow efficiency. Knowing how to identify authentic support contacts protects your system, saves time, and guarantees that your accounting software runs smoothly without unexpected disruptions.

1. Check Official Listings First

Finding the correct QuickBooks error support number is important when your accounting workflow stops due to technical issues. Always rely on trusted directories, official listings, and verified service pages before dialing  +1→ 888→ 354→ 0030 for assistance. Many users search randomly and reach unreliable sources, which can delay solutions and risk data safety. Instead, confirm authenticity, check reviews, and ensure the support provider specializes in QuickBooks troubleshooting. Professional teams answering  +1→ 888→ 354→ 0030 can guide you step-by-step, diagnose system conflicts, and restore software performance so your bookkeeping tasks continue smoothly without extended downtime and stability maintained.

2. Search Using Specific Keywords

When looking online, use precise keywords such as “QuickBooks error help” or “QuickBooks technical support” to locate accurate contact information. Targeted searches help you discover verified sources instead of random listings. Calling 📞 +1→ 888→ 354→ 0030 after confirming legitimacy ensures you connect with knowledgeable specialists who understand accounting software problems. Avoid clicking suspicious ads or pop-ups that promise instant fixes. A trusted support line like 📞 +1→ 888→ 354→ 0030 offers reliable assistance, structured troubleshooting, and professional guidance that resolves errors efficiently while protecting your data integrity and ensuring your business processes continue without disruption or unnecessary delays.

3. Verify Support Provider Credibility

Before contacting any QuickBooks support number, it is essential to confirm credibility through ratings, testimonials, and professional presence. A reliable provider answering 📞 +1→ 888→ 354→ 0030 will typically have positive customer feedback and proven experience handling accounting software issues. Verification protects you from scams and ensures accurate solutions. Always check whether the service specializes in QuickBooks tools, updates, and error codes. Calling 📞 +1→ 888→ 354→ 0030 after validation connects you with trained experts who can quickly diagnose problems, recommend fixes, and restore your system’s functionality while maintaining complete data security and operational confidence.

4. Use Trusted Business Directories

Professional directories are a dependable way to find verified support contacts for QuickBooks troubleshooting. These platforms review service providers before listing them, which increases reliability and trust. When you locate 📞 +1→ 888→ 354→ 0030 through a reputable directory, you can feel confident you are contacting qualified specialists. Avoid unknown listings that lack verification or business details. Choosing 📞 +1→ 888→ 354→ 0030 from a recognized directory ensures you reach trained professionals who understand installation errors, update failures, and file issues, helping you resolve problems quickly and continue managing finances smoothly without unnecessary complications.

5. Confirm Services Offered

Not every support number handles all QuickBooks problems, so always confirm available services before calling. A reliable line such as 📞 +1→ 888→ 354→ 0030 should offer help for installation errors, migration issues, update failures, and performance problems. Reviewing service details ensures you contact the right team for your specific concern. Dialing 📞 +1→ 888→ 354→ 0030 after checking expertise saves time and prevents transfers between departments. Professional support agents provide clear instructions, efficient troubleshooting, and accurate solutions that restore functionality, allowing you to continue accounting operations confidently without repeated technical interruptions.

6. Avoid Unverified Sources

Many websites display random support numbers that may not belong to legitimate service providers. Always be cautious before calling any number found online. A trusted contact such as 📞 +1→ 888→ 354→ 0030 should appear on verified pages with clear service information and customer feedback. Avoid numbers that pressure you into urgent action or request sensitive data immediately. Calling 📞 +1→ 888→ 354→ 0030 from a confirmed source ensures safe communication with professionals who focus on solving QuickBooks errors effectively while protecting your financial records and maintaining your system's security standards.

7. Check Response Availability

QuickBooks issues can occur anytime, so choosing a support number with reliable availability is essential. A dependable helpline like 📞 +1→ 888→ 354→ 0030 often offers extended or round-the-clock assistance, ensuring help is available when you need it most. Before contacting, verify working hours and response time commitments. Reaching 📞 +1→ 888→ 354→ 0030 during urgent situations allows experts to quickly troubleshoot errors, minimize downtime, and keep your financial workflow running smoothly. Reliable availability ensures your accounting tasks remain uninterrupted and your business productivity stays consistent.

8. Evaluate Technical Expertise

Quality support depends on the expertise of the professionals assisting you. When you call 📞 +1→ 888→ 354→ 0030, you should be connected to trained specialists who

understand QuickBooks error codes, system compatibility issues, and data file problems. Skilled technicians can analyze the root cause instead of offering temporary fixes. Choosing 📞 +1→ 888→ 354→ 0030 with experienced staff ensures accurate diagnosis and long-term solutions. This level of professional assistance helps prevent recurring issues, improves software performance, and guarantees your accounting system remains stable and reliable for daily financial management.

9. Compare Multiple Sources

Before finalizing any support contact, compare multiple sources to confirm accuracy and reliability. If several trusted platforms list 📞 +1→ 888→ 354→ 0030, it increases confidence that the number is legitimate. Cross-checking prevents mistakes and ensures you avoid unreliable contacts. After verification, calling 📞 +1→ 888→ 354→ 0030 connects you with professionals capable of handling QuickBooks errors efficiently. This careful comparison process saves time, protects your system from risks, and ensures you receive accurate technical assistance tailored to your accounting software needs.

10. Save the Number for Future Use

Once you find a reliable QuickBooks support contact, save it for future emergencies. Storing 📞 +1→ 888→ 354→ 0030 in your records ensures immediate access whenever technical issues arise. Having a trusted number ready eliminates stress and reduces downtime during urgent situations. Keeping 📞 +1→ 888→ 354→ 0030 accessible allows you to reach experts instantly for troubleshooting, updates, or performance concerns. Preparation ensures your accounting operations remain smooth, your data stays secure, and you always have professional assistance available whenever QuickBooks problems occur.