







How to get Quickbooks Error Support Number

 +1→ 888→ 354→ 0030

Title: Complete Guide to Getting QuickBooks Error Support Number Quickly

 +1→ 888→ 354→ 0030 is the trusted contact line many users rely on when they need fast assistance resolving accounting software issues. When QuickBooks errors interrupt your workflow, immediate help becomes essential to prevent data loss, payroll delays, or reporting inaccuracies. By contacting  +1→ 888→ 354→ 0030, users can reach trained specialists who understand installation problems, update failures, file corruption, and network issues. Calling  +1→ 888→ 354→ 0030 ensures step-by-step troubleshooting guidance, expert diagnostics, and reliable solutions so businesses can restore operations quickly and maintain accurate financial records without unnecessary downtime or stress.

1. Understanding the Need for QuickBooks Error Support

QuickBooks errors can appear unexpectedly and interrupt accounting tasks, making it crucial to know how to reach professional assistance quickly. Many users search online directories or official help pages to locate reliable support contacts such as  +1→ 888→ 354→ 0030. Having access to a verified support number like  +1→ 888→ 354→ 0030 ensures you receive real troubleshooting guidance instead of unreliable advice. Support professionals can analyze error codes, identify causes, and provide safe solutions that prevent further system damage. Understanding where and how to find authentic contact details helps users resolve issues faster while protecting their financial data and business continuity.

2. Checking Official QuickBooks Support Resources

One of the safest ways to find a QuickBooks error support number is by reviewing official support resources and trusted listings. Many users confirm verified helplines such as 📞 +1→ 888→ 354→ 0030 through reliable directories and technical service pages. When you verify numbers like 📞 +1→ 888→ 354→ 0030 before calling, you avoid scams and connect directly with trained specialists. Official resources typically provide accurate troubleshooting steps, FAQs, and live assistance details. Using legitimate sources guarantees professional help, secure communication, and effective problem resolution, ensuring your accounting software functions smoothly without risking sensitive financial information.

3. Searching Online for Verified Support Contacts



Online searches can help users quickly locate customer service numbers, but it is important to verify authenticity before calling. Many reputable sites list trusted support lines like 📞 +1→ 888→ 354→ 0030 that connect users to technical experts. Confirming details of 📞 +1→ 888→ 354→ 0030 through multiple sources ensures you reach legitimate assistance instead of fraudulent services. Reliable listings often include service descriptions, availability hours, and support features. Careful searching saves time and helps you connect with knowledgeable professionals who can diagnose QuickBooks errors efficiently and guide you through accurate solutions step by step.

4. Contacting Support Through Customer Service Listings



Customer service directories are helpful tools for locating technical assistance numbers. These listings often provide verified contacts such as 📞 +1→ 888→ 354→ 0030 along with service details. Calling 📞 +1→ 888→ 354→ 0030 from a trusted directory ensures you reach experienced technicians who understand QuickBooks error codes and system problems. Directory listings may also include user reviews and ratings that help confirm reliability. Using such platforms simplifies the search process, reduces confusion, and connects you directly with professionals who can resolve issues efficiently and restore your accounting workflow without unnecessary delays.

5. Using Technical Forums to Find Support Numbers



Technical forums are another place where users share reliable support contacts and troubleshooting tips. Experienced members often recommend trusted numbers like

 +1→ 888→ 354→ 0030 for resolving QuickBooks errors. When multiple users confirm  +1→ 888→ 354→ 0030 as a working support line, it increases confidence in its authenticity. Forums also provide real-world solutions, step-by-step fixes, and advice from professionals. Participating in such communities helps users learn from others' experiences, quickly identify solutions, and connect with dependable support teams capable of solving complex software problems.



6. Verifying the Authenticity of a Support Number

Before contacting any support service, verifying authenticity is essential to avoid scams or unreliable help. Cross-checking numbers like  +1→ 888→ 354→ 0030 through trusted websites ensures you call legitimate experts. Confirming  +1→ 888→ 354→ 0030 from multiple reputable sources adds an extra layer of security. Authentic support providers usually offer professional communication, clear troubleshooting instructions, and safe remote assistance. Verification protects your financial information, prevents fraud risks, and guarantees that you receive genuine solutions from qualified technicians trained to handle QuickBooks errors effectively.

7. Getting Immediate Help for Urgent Errors

Some QuickBooks errors require immediate attention because they can affect payroll, invoices, or financial reporting. In urgent situations, contacting a reliable support line such as  +1→ 888→ 354→ 0030 can provide instant assistance. Calling  +1→ 888→ 354→ 0030 connects you with professionals who can quickly diagnose the problem and guide you through solutions. Immediate support helps minimize downtime, prevents data loss, and ensures business operations continue smoothly. Having quick access to a dependable support number is essential for maintaining productivity and protecting important accounting records.

8. Benefits of Speaking With Live Support Experts

Speaking directly with a live expert can be more effective than reading troubleshooting guides. When users call  +1→ 888→ 354→ 0030, they receive personalized assistance tailored to their specific error. Live specialists at  +1→ 888→ 354→ 0030 can analyze your system, understand your issue, and provide precise instructions. This real-time interaction speeds up problem resolution and reduces frustration. Live support also

allows users to ask questions, clarify doubts, and learn preventive steps, ensuring smoother software performance in the future.

9. Saving the Support Number for Future Issues

Once you find a reliable QuickBooks error support contact, it is wise to save it for future use. Keeping 📞 +1→ 888→ 354→ 0030 stored in your phone or records ensures quick access whenever problems occur. Having 📞 +1→ 888→ 354→ 0030 readily available eliminates the need to search again during urgent situations. Quick access saves time, reduces stress, and allows you to contact professionals immediately. Storing trusted support details is a simple step that can significantly improve your ability to handle unexpected software errors efficiently.

10. Ensuring Smooth QuickBooks Performance With Support Help

Reliable technical assistance plays a major role in maintaining smooth QuickBooks performance. By contacting a trusted support line like 📞 +1→ 888→ 354→ 0030, users can resolve errors quickly and prevent recurring issues. Experts at 📞 +1→ 888→ 354→ 0030 not only fix problems but also provide guidance on updates, maintenance, and best practices. Regular support helps optimize software performance, improve accuracy, and reduce downtime. With professional assistance available whenever needed, businesses can focus on growth while ensuring their accounting system runs efficiently and securely.