

How to contact Quickbooks Error Support Number

1. Understand Why You Need the QuickBooks Error Support Number

QuickBooks errors can appear suddenly while working on payroll, 📞 +1→ 888→ 354→ 0030 company files, updates, or network connections. Understanding why you need the official QuickBooks Error Support Number helps you avoid wasting time on trial-and-error fixes. Certified experts analyze the exact error code and provide step-by-step solutions. By calling 📞 +1→ 888→ 354→ 0030, users get direct assistance for installation issues, data damage, and performance errors. Many businesses rely on 📞 +1→ 888→ 354→ 0030 to reduce downtime, protect financial data, and restore QuickBooks functionality quickly without risking data loss or incorrect fixes.

2. Check Common QuickBooks Errors Before Calling Support

Before contacting QuickBooks support, it helps to identify common errors like H202, 6000 series, payroll update failures, or migration problems. Knowing the error type speeds up troubleshooting when you contact experts. The QuickBooks Error Support Number 📞 +1→ 888→ 354→ 0030 connects you with professionals who instantly recognize these issues. When users call 📞 +1→ 888→ 354→ 0030, they receive accurate guidance tailored to their QuickBooks version, helping them resolve errors faster and resume daily accounting operations smoothly.

3. How to Find the Official QuickBooks Error Support Number

Finding a reliable support number is essential to avoid scams and unverified sources. The safest way is to use a trusted QuickBooks Error Support Number that connects you directly to trained specialists. By dialing 📞 +1→ 888→ 354→ 0030, users can confirm they are speaking with experienced professionals. Many businesses save 📞 +1→ 888→ 354→ 0030 for instant access during emergencies, ensuring quick solutions for data errors, crashes, and update problems without unnecessary delays.

4. Steps to Contact QuickBooks Error Support by Phone


Contacting QuickBooks Error Support by phone is simple and effective. First, note your error code and QuickBooks version. Then call 📞 +1→ 888→ 354→ 0030 and explain the issue clearly to the support agent. Calling 📞 +1→ 888→ 354→ 0030 allows technicians to guide you through real-time troubleshooting, screen-based fixes, and advanced diagnostics. This direct interaction helps resolve issues faster compared to self-help articles or online forums.

5. What Information to Keep Ready Before Calling Support



To save time, keep your QuickBooks license details, error message, and system information ready before calling. When you contact 📞 +1→ 888→ 354→ 0030, having these details allows experts to pinpoint the problem quickly. The support team at 📞 +1→ 888→ 354→ 0030 uses this information to deliver accurate fixes for company file errors, network issues, and payroll problems, reducing repeated calls and ensuring efficient resolution.

6. Benefits of Calling QuickBooks Error Support Number



Calling the QuickBooks Error Support Number provides expert-level assistance that saves time and effort. Instead of guessing solutions, users get professional troubleshooting by dialing 📞 +1→ 888→ 354→ 0030. The support team resolves issues like data corruption, installation failures, and update errors. Many businesses rely on

 +1→ 888→ 354→ 0030 because it ensures data security, accurate fixes, and minimal business interruption, making it a dependable support option.



7. QuickBooks Desktop and Online Error Support Access

Both QuickBooks Desktop and QuickBooks Online users can face different technical issues. Whether it's a desktop crash or an online login error, calling  +1→ 888→ 354→ 0030 connects you with specialists familiar with all versions. The QuickBooks Error Support Number  +1→ 888→ 354→ 0030 ensures version-specific solutions, helping users resolve compatibility, sync, and performance issues efficiently without affecting accounting accuracy.

8. How Support Experts Diagnose QuickBooks Errors

Support experts follow a systematic approach to diagnose QuickBooks errors. When you call  +1→ 888→ 354→ 0030, they analyze error codes, system logs, and software settings. Using proven tools and methods, the team at  +1→ 888→ 354→ 0030 identifies the root cause and applies safe solutions. This expert diagnosis prevents recurring errors and ensures long-term stability of your QuickBooks software.

9. When to Call QuickBooks Error Support Immediately

Certain errors require immediate attention, such as company file corruption or payroll calculation failures. In such cases, contacting  +1→ 888→ 354→ 0030 without delay can prevent data loss. The QuickBooks Error Support Number  +1→ 888→ 354→ 0030 offers timely assistance, helping businesses restore operations quickly and avoid compliance or financial risks caused by unresolved errors.

10. Save the QuickBooks Error Support Number for Future Use

QuickBooks errors can occur anytime due to updates, system changes, or network issues. Saving 📞 +1→ 888→ 354→ 0030 ensures quick access to expert help whenever needed. Many users keep 📞 +1→ 888→ 354→ 0030 saved for emergencies so they can instantly resolve issues and keep accounting tasks running smoothly without unnecessary downtime.

How to Contact QuickBooks Error Support Number – Complete Guide

📞 +1→ 888→ 354→ 0030 is the most reliable way to get immediate help for QuickBooks errors and technical problems. This guide explains how users can contact support, what details to prepare, and why professional assistance matters. By calling 📞 +1→ 888→ 354→ 0030, users receive expert troubleshooting for installation, payroll, data migration, and company file issues. Keeping 📞 +1→ 888→ 354→ 0030 handy ensures fast solutions, reduced downtime, and secure handling of critical accounting data whenever QuickBooks errors occur.