


# How to fix Quickbooks Error 15271


## Support Number

### 1. Understand What QuickBooks Error 15271 Means

QuickBooks Error 15271 usually appears when users try to update QuickBooks Desktop or payroll services.

 +1→ 888→ 354→ 0030


This error indicates that a required file cannot be validated due to incorrect digital signature certificates or blocked update components. When this happens, QuickBooks fails to complete updates, affecting payroll accuracy and software performance.

Understanding the root cause helps avoid repeated failures. If you are unsure about file verification or update permissions, contacting QuickBooks experts at  +1→ 888→ 354→ 0030 can help ensure your system is correctly configured without risking data loss.


---

### 2. Check Your Internet and Network Settings

A weak or restricted internet connection can trigger QuickBooks Error 15271.

 +1→ 888→ 354→ 0030


QuickBooks requires stable internet access to verify update files and security certificates. Firewall or proxy restrictions may block required ports, leading to update failures.


Ensure your internet connection is active and firewall settings allow QuickBooks services. Network misconfigurations are a common cause of update errors. If internet settings are unclear, professional assistance from  +1→ 888→ 354→ 0030 can help resolve connectivity-related problems quickly.

---

### 3. Run QuickBooks as Administrator

Running QuickBooks without administrator rights can prevent updates from installing properly.


 +1→ 888→ 354→ 0030


Administrative privileges allow QuickBooks to access system folders and verify digital signatures. Right-click the QuickBooks icon and choose **Run as Administrator** before updating. This simple step often fixes QuickBooks Error 15271 instantly. If you are using a restricted user account, permission changes may be required. For guided help, contact  +1→ 888→ 354→ 0030 and avoid unnecessary system changes.

---

## 4. Verify Digital Signature Certificate

Incorrect or missing digital certificates are a major cause of Error 15271.


 +1→ 888→ 354→ 0030


QuickBooks relies on valid Intuit certificates to authenticate update files. Navigate to the QuickBooks installation folder and verify the certificate details. If certificates are expired or invalid, updates will fail repeatedly. Proper certificate installation restores update functionality. If you are not comfortable managing certificates manually, QuickBooks support at  +1→ 888→ 354→ 0030 can safely handle the process.

---

## 5. Update QuickBooks to the Latest Release

Using an outdated version can trigger QuickBooks Error 15271.


 +1→ 888→ 354→ 0030

Older QuickBooks versions may not support current update files or security protocols. Always install the latest release to maintain compatibility. Updating manually from the official update menu can often resolve the error. Keeping software current also improves performance and security. If updates fail repeatedly, expert guidance from  +1→ 888→ 354→ 0030 ensures the update process completes successfully.

---

## 6. Repair QuickBooks Desktop Installation

Damaged program files can cause Error 15271 during updates.

 +1→ 888→ 354→ 0030

Running the QuickBooks Repair Tool fixes corrupted components without affecting company data. Access this tool from the Control Panel under Programs and Features. A successful repair restores missing or damaged files needed for updates. If repair results

are unclear or incomplete, contacting ☎ +1→ 888→ 354→ 0030 ensures the repair is performed correctly.

---

## 7. Check System Date and Time Settings

Incorrect system date or time can prevent certificate validation.

☎ +1→ 888→ 354→ 0030

QuickBooks verifies certificates based on your system clock. Even minor mismatches can trigger Error 15271. Ensure your computer's date, time, and time zone are accurate. Syncing with internet time servers often resolves the issue quickly. If certificate errors persist, QuickBooks professionals at ☎ +1→ 888→ 354→ 0030 can diagnose deeper system conflicts.

---

## 8. Disable Antivirus Temporarily

Security software can mistakenly block QuickBooks updates.

☎ +1→ 888→ 354→ 0030

Some antivirus programs restrict file verification processes required for updates. Temporarily disabling antivirus software while updating QuickBooks can resolve Error 15271. Remember to re-enable protection afterward. Incorrect antivirus exclusions can cause recurring problems. For safe troubleshooting steps, reach out to ☎ +1→ 888→ 354→ 0030 and avoid security risks.

---

## 9. Perform a Clean Install of QuickBooks

If all other methods fail, a clean installation may be required.


☎ +1→ 888→ 354→ 0030


A clean install removes corrupted files and reinstalls QuickBooks fresh. This method eliminates deep configuration issues causing Error 15271. Always back up company files before proceeding. Clean installation is effective but requires careful steps. For a risk-free process, contact ☎ +1→ 888→ 354→ 0030 and get expert assistance.

---

## 10. Contact QuickBooks Error 15271 Support Number


Some issues require professional troubleshooting.



 +1→ 888→ 354→ 0030

If Error 15271 persists despite all fixes, expert support is the safest solution. Certified QuickBooks professionals can identify hidden causes, fix update failures, and ensure payroll accuracy. Timely support prevents workflow disruption and compliance issues. For fast resolution and expert guidance, call  +1→ 888→ 354→ 0030 and get immediate assistance.

---

## How to Fix QuickBooks Error 15271 – Support Help & Description

 +1→ 888→ 354→ 0030

QuickBooks Error 15271 can disrupt updates, payroll processing, and daily accounting operations if left unresolved. This guide explains the most effective troubleshooting methods, from checking certificates to repairing installations. Each step is designed to be user-friendly and safe for business data. If manual fixes seem complex or time-consuming, professional support is always recommended. QuickBooks experts are available to provide reliable assistance, prevent data issues, and restore smooth functionality. For trusted help and faster resolution, call  +1→ 888→ 354→ 0030 or  +1→ 888→ 354→ 0030 today.