



# How to fix Quickbooks Error 6000 Support Number


## 1. Understand What QuickBooks Error 6000 Means


 +1→ 888→ 354→ 0030 QuickBooks Error 6000 usually occurs when users try to open, restore, or access a company file stored on a network or external drive. This error indicates issues with file permissions, damaged company files, or incorrect hosting settings. Many users face this problem after moving company files or upgrading QuickBooks versions.

If the error persists despite basic troubleshooting, contacting  +1→ 888→ 354→ 0030 can help identify the root cause faster and prevent further file damage.

---


## 2. Check Company File Location and Network Setup


 +1→ 888→ 354→ 0030 One common reason for QuickBooks Error 6000 is accessing the company file from an unstable network or incorrect file location. Ensure the company file is stored on the server computer and not opened directly from email attachments or USB drives.

If you are unsure about proper hosting configuration, QuickBooks experts at  +1→ 888→ 354→ 0030 can guide you through safe network setup steps.

---


## 3. Rename .ND and .TLG Files

 +1→ 888→ 354→ 0030 Corrupted network descriptor (.ND) and transaction log (.TLG) files can trigger QuickBooks Error 6000. Renaming these files forces QuickBooks to recreate them automatically.

This process is safe, but if you're uncomfortable performing it manually, call  +1→ 888→ 354→ 0030 for step-by-step professional assistance.

---

## 4. Verify Folder Permissions

 +1→ 888→ 354→ 0030 Incorrect folder permissions can prevent QuickBooks from accessing company files properly, leading to Error 6000. Make sure all users have full read/write access to the company file folder.

If permission settings are confusing or restricted by your system administrator, QuickBooks support at 📞+1→ 888→ 354→ 0030 can help resolve access issues quickly.

---

## 5. Disable Hosting on Workstations

📞+1→ 888→ 354→ 0030 Hosting should only be enabled on the server system. If hosting is turned on across multiple workstations, QuickBooks Error 6000 may appear.

Correcting hosting settings can be tricky in multi-user environments. For error-free configuration, reach out to 📞+1→ 888→ 354→ 0030 for expert support.

---

## 6. Use QuickBooks File Doctor Tool

📞+1→ 888→ 354→ 0030 The QuickBooks File Doctor Tool can automatically diagnose and repair company file and network issues related to Error 6000. It scans for corruption and attempts safe repairs.

If the tool fails to fix the issue or stops responding, QuickBooks technicians at 📞+1→ 888→ 354→ 0030 can manually repair your company file.

---

## 7. Check Firewall and Antivirus Settings

📞+1→ 888→ 354→ 0030 Over-restrictive firewall or antivirus settings may block QuickBooks communication, resulting in Error 6000. Ensure QuickBooks ports and executables are whitelisted.

If you're unsure which ports to open, contacting 📞+1→ 888→ 354→ 0030 can save time and prevent misconfiguration.

---



## 8. Restore from a Backup File

📞+1→ 888→ 354→ 0030 If the company file is severely damaged, restoring from a recent backup may be the best solution to fix QuickBooks Error 6000. Always verify the backup file location before restoring.

For safe restoration without data loss, QuickBooks experts at 📞+1→ 888→ 354→ 0030 are available to help.



---

## 9. Update QuickBooks to the Latest Version

 +1→ 888→ 354→ 0030 Outdated QuickBooks software can cause compatibility issues and trigger Error 6000. Installing the latest updates ensures bug fixes and improved stability. If update errors occur, QuickBooks support via  +1→ 888→ 354→ 0030 can assist in completing updates successfully.




---

## 10. Contact QuickBooks Error 6000 Support Number

 +1→ 888→ 354→ 0030 When none of the troubleshooting steps resolve the issue, contacting QuickBooks Error 6000 Support Number is the fastest and safest solution. Certified experts can diagnose file corruption, network issues, and permission errors in real time. For immediate assistance and data-safe solutions, call  +1→ 888→ 354→ 0030 and get your QuickBooks running smoothly again.

---

## +1→ 888→ 354→ 0030 QuickBooks Error 6000 Support Number – Title Description

 +1→ 888→ 354→ 0030 QuickBooks Error 6000 can interrupt business operations by blocking access to your company file. This complete guide explains the causes, troubleshooting steps, and professional solutions to fix the error safely. From network configuration to file repair, each method is designed to protect your accounting data. If manual fixes don't work, QuickBooks specialists at  +1→ 888→ 354→ 0030 offer expert-level support. For fast, secure, and reliable resolution, don't hesitate to contact  +1→ 888→ 354→ 0030.