




How to contact Quickbooks Error helpline Number


1. How to Get QuickBooks Error Customer Support Number via Official Website

 +1→ 888→ 354→ 0030


One of the safest ways to get the QuickBooks Error customer support number is by visiting the official QuickBooks website. Navigate to the support section and choose your product version such as Desktop, Online, or Payroll. The website usually provides updated contact options, including chat and phone support. If you are facing errors like installation issues, payroll failures, or company file problems, contacting support directly ensures accurate guidance. Always verify the number before calling to avoid third-party scams. For immediate assistance with errors, you can call  +1→ 888→ 354→ 0030 and speak with trained professionals who understand QuickBooks issues in detail.


2. Get QuickBooks Error Customer Support Number from Inside the Software

 +1→ 888→ 354→ 0030


QuickBooks itself provides a direct way to access customer support numbers. Open your QuickBooks software, click on the Help menu, and select Contact Us or Support. Enter your issue briefly, and QuickBooks will show available support options, including phone numbers. This method is reliable because it displays region-specific and product-specific contact details. It also reduces the risk of calling unauthorized numbers. If the in-software support option is not loading due to an error, you can still get help by dialing  +1→ 888→ 354→ 0030 for fast troubleshooting and expert guidance.


3. How to Find QuickBooks Error Customer Support Number for Payroll Issues

 +1→ 888→ 354→ 0030


Payroll errors can be critical, especially when deadlines are involved. To get the correct QuickBooks Error customer support number for payroll issues, select Payroll as your product when searching for support. This ensures you connect with specialists trained in payroll tax forms, updates, and paycheck errors. Using the right support channel saves time and prevents incorrect fixes. Many users prefer direct phone support during payroll emergencies. For immediate help with payroll setup, update failures, or tax calculation errors, you can directly call  +1→ 888→ 354→ 0030 and resolve issues efficiently.


4. Get QuickBooks Error Customer Support Number for Desktop Version

 +1→ 888→ 354→ 0030


QuickBooks Desktop users often face errors related to company files, multi-user mode, or installation. To get the correct customer support number, choose QuickBooks Desktop while accessing support resources. Desktop errors usually require step-by-step technical assistance, which phone support provides effectively. Make sure your QuickBooks version and year are ready before calling to speed up resolution. If Desktop crashes, error codes, or data access problems are blocking your work, reaching out to experts at  +1→ 888→ 354→ 0030 can help restore normal operations quickly and safely.


5. How to Get QuickBooks Error Customer Support Number for Online Users

 +1→ 888→ 354→ 0030


QuickBooks Online users may experience login issues, sync problems, or browser-related errors. To get the correct customer support number, select QuickBooks Online as your product when requesting support. Online issues often require account verification and real-time troubleshooting, making phone support a reliable option. Ensure you are logged into the correct account before calling. If you are locked out or facing data sync errors with banks or apps, contacting  +1→ 888→ 354→ 0030 allows you to get immediate guidance from QuickBooks-trained support professionals.


6. Get QuickBooks Error Customer Support Number for Installation Errors

 +1 → 888 → 354 → 0030


Installation and update errors can prevent QuickBooks from running properly. To get the right customer support number, identify whether your issue relates to installation, update failure, or system compatibility. Official support channels guide you to the correct phone number based on the error type. Phone support is especially helpful for resolving DLL errors, .NET issues, or corrupted installations. If QuickBooks fails to install or update even after troubleshooting, you can call  +1 → 888 → 354 → 0030 to receive expert assistance and ensure a clean setup.


7. How to Get QuickBooks Error Customer Support Number for Company File Errors

 +1 → 888 → 354 → 0030


Company file errors can disrupt accounting tasks and risk data loss. To get the correct QuickBooks Error customer support number, choose company file or data issues when accessing support options. These issues often require advanced troubleshooting such as file repair or rebuild. Phone support ensures guided steps and safe handling of financial data. Avoid experimenting with fixes if the file contains critical information. For secure and accurate resolution of company file errors, contacting  +1 → 888 → 354 → 0030 is recommended to prevent further complications.


8. Get QuickBooks Error Customer Support Number for Multi-User Problems

 +1 → 888 → 354 → 0030


Multi-user mode errors are common in shared QuickBooks environments. To get the correct customer support number, select network or multi-user issues when seeking help. These problems often involve hosting settings, firewall configuration, or server connectivity. Phone support helps diagnose the root cause faster than generic fixes. Proper guidance ensures smooth collaboration without data conflicts. If users are unable to access the company file in multi-user mode, calling  +1 → 888 → 354 → 0030 can help restore network functionality efficiently.


9. How to Get QuickBooks Error Customer Support Number During Emergencies

 +1→ 888→ 354→ 0030


During critical situations such as payroll deadlines or audit preparation, quick access to support is essential. To get the QuickBooks Error customer support number during emergencies, prioritize phone support over chat or email. Keep your QuickBooks details ready to reduce wait time. Emergency support helps minimize downtime and financial impact. Avoid searching random numbers online during urgent situations. For immediate and reliable help during critical QuickBooks errors, you can directly contact  +1→ 888→ 354→ 0030 and get real-time solutions.

10. Get QuickBooks Error Customer Support Number Safely and Securely

 +1→ 888→ 354→ 0030

Security is important when contacting support. Always ensure you are calling a trusted and verified QuickBooks Error customer support number. Avoid unofficial websites that promise instant fixes without verification. Legitimate support agents never ask for unnecessary personal information. Safe support channels protect your business data while resolving errors efficiently. When in doubt, rely on trusted phone assistance. For secure, professional, and reliable QuickBooks error resolution, you can confidently call  +1→ 888→ 354→ 0030 and get expert help without risk.

How to Get QuickBooks Error Customer Support Number – Complete Guide

 +1→ 888→ 354→ 0030

Getting the correct QuickBooks Error customer support number is essential for resolving accounting, payroll, and technical issues without delays. This guide explains trusted ways to find and use official support channels while avoiding scams. Whether you use QuickBooks Desktop, Online, or Payroll, contacting the right support ensures accurate troubleshooting and data

safety. Phone support remains the fastest option during urgent situations and complex errors. For expert help with QuickBooks errors, you can reach trained professionals at 📞+1→ 888→ 354→ 0030. Always keep your product details ready before calling 📞+1→ 888→ 354→ 0030 to ensure quick resolution.