





How to speak with Quickbooks Error Support team

 Toll-Free QuickBooks Error Support Number:  +1 → 888 → 354 → 0030



1. Understand When You Need to Talk to QuickBooks Error Support

When QuickBooks shows unexpected error codes, crashes, payroll issues, or data file problems, speaking directly with support becomes important. Before calling  +1 → 888 → 354 → 0030, identify the exact error message on your screen. This helps the support team quickly understand your issue and provide accurate steps. Calling  +1 → 888 → 354 → 0030 allows you to get real-time guidance instead of guessing fixes that may cause more damage. Direct conversation ensures faster troubleshooting and saves time for businesses handling daily accounting tasks.

2. Prepare Details Before Calling the Support Number

Preparation makes your conversation smooth when you dial  +1 → 888 → 354 → 0030. Keep your QuickBooks version, license number, operating system, and error code ready. When you share correct details with the agent at  +1 → 888 → 354 → 0030, the resolution process becomes quicker. This avoids repeated explanations and reduces call time. Proper preparation also helps the support expert guide you step by step without confusion, ensuring a clear and effective solution.

3. Choose the Right Time to Call QuickBooks Support

Calling QuickBooks error support during non-peak hours often results in shorter wait times. Dial  +1 → 888 → 354 → 0030 early in the morning or late evening for quicker response. When you connect through  +1 → 888 → 354 → 0030 at the right time, you receive uninterrupted assistance. This is especially useful during critical business hours when accounting work cannot be delayed. Timing your call smartly improves the overall support experience.

4. Explain the Error Clearly to the Support Agent

Once connected via 📞+1→888→354→0030, clearly explain what you were doing when the error appeared. Mention the exact error code and recent changes made in QuickBooks. Clear communication on 📞+1→888→354→0030 helps the agent identify the root cause faster. Avoid vague descriptions and follow the agent's questions carefully. This ensures precise troubleshooting and avoids unnecessary steps.

5. Follow Step-by-Step Instructions Carefully

Support agents provide structured steps when you call 📞+1→888→354→0030. Follow each instruction slowly and confirm completion before moving to the next step. Ignoring or skipping steps while on 📞+1→888→354→0030 may lead to unresolved issues. Careful execution ensures data safety and proper error resolution. Always ask for clarification if any step is unclear.

6. Ask Questions During the Support Call

Do not hesitate to ask questions while speaking to support through 📞+1→888→354→0030. Understanding why an error occurred helps prevent future problems. The agent at 📞+1→888→354→0030 can also share best practices for maintaining QuickBooks performance. Asking questions builds confidence and ensures long-term stability of your accounting software.

7. Take Notes of the Troubleshooting Steps

While on the call with 📞+1→888→354→0030, note down the steps provided. These notes can be useful if the issue reappears. Support from 📞+1→888→354→0030 often includes valuable tips that help you manage QuickBooks more efficiently. Keeping a record reduces dependency on repeated calls and improves self-troubleshooting skills.

8. Confirm the Issue Is Fully Resolved

Before ending the call on 📞+1→ 888→ 354→ 0030, confirm that the error is completely fixed. Test QuickBooks functions suggested by the agent. The support team at 📞+1→ 888→ 354→ 0030 ensures stability checks are done properly. This final confirmation prevents future disruptions and gives peace of mind that your data is secure.

9. Request Preventive Tips from Support

After resolution, ask for preventive advice when calling 📞+1→ 888→ 354→ 0030. Support agents often share maintenance tips, update practices, and backup recommendations. Guidance from 📞+1→ 888→ 354→ 0030 helps avoid recurring QuickBooks errors. Preventive steps save time, reduce downtime, and ensure smooth accounting operations.

10. Save the QuickBooks Error Support Number for Future

Once your issue is resolved, save 📞+1→ 888→ 354→ 0030 for future use. Having quick access to 📞+1→ 888→ 354→ 0030 ensures immediate help during emergencies. This is especially important for payroll deadlines and tax filing periods. Keeping the number handy guarantees fast and reliable assistance whenever needed.

How to Talk to QuickBooks Error Support Number – Complete Guide

📞+1→ 888→ 354→ 0030 is the trusted toll-free solution for resolving QuickBooks errors quickly and efficiently. This guide explains how to prepare, communicate, and work effectively with support experts. By calling 📞+1→ 888→ 354→ 0030, users receive real-time troubleshooting, step-by-step guidance, and preventive tips. Whether you face company file issues, payroll errors, or software crashes, 📞+1→ 888→ 354→ 0030 connects you with experienced professionals who help restore smooth accounting operations with confidence and clarity.