




How to find Quickbooks Error Support Number


1. Check the Official QuickBooks Website

 +1→ 888→ 354→ 0030 is often listed on the official QuickBooks support pages where users can get verified assistance for errors.

The most reliable way to find the QuickBooks Error Support Number is by visiting the official QuickBooks website. Navigate to the support or contact section and search for error-related help. QuickBooks provides dedicated pages for different error codes, and each page usually mentions how to reach support safely. This ensures you avoid fake or scam numbers online. If you are facing critical errors, calling  +1→ 888→ 354→ 0030 directly connects you with trained professionals who understand QuickBooks errors in detail.


2. Use the QuickBooks Desktop Help Menu

 +1→ 888→ 354→ 0030 can be found directly inside QuickBooks Desktop through the Help option.

QuickBooks Desktop has a built-in Help menu that guides users to official support channels. Open your QuickBooks software, click on “Help,” and select “Contact Us.” From there, you may see recommended support options including chat and phone numbers. This is one of the safest ways to locate the correct QuickBooks Error Support Number without browsing random websites. If you need instant troubleshooting, calling  +1→ 888→ 354→ 0030 provides step-by-step solutions for common and advanced QuickBooks errors.


3. Search Error Codes in QuickBooks Knowledge Base

 +1→ 888→ 354→ 0030 is often mentioned in official error-specific articles.


When you search for a specific QuickBooks error code in the QuickBooks Knowledge Base, you'll usually find a detailed guide along with recommended contact options. These articles explain the cause, symptoms, and fixes for errors, and they also guide you to certified support resources. This method helps users avoid unofficial numbers. If the error is complex or recurring, reaching out via  +1→ 888→ 354→ 0030 ensures professional assistance from experienced QuickBooks technicians.


4. Use QuickBooks In-Product Support Window

 +1→ 888→ 354→ 0030 may appear when you request live help inside the software.


QuickBooks provides an in-product support window where users can describe their issue. Once you submit your problem, QuickBooks suggests the best way to connect with support, including phone assistance. This internal system is designed to protect users from fake contact details. For urgent error resolution, users prefer calling  +1→ 888→ 354→ 0030 because it offers direct communication with error-resolution specialists.


5. Verify Support Number Through QuickBooks Community

 +1→ 888→ 354→ 0030 is frequently referenced in trusted QuickBooks community discussions.


The QuickBooks Community forum is a helpful place where verified experts and users discuss common errors and solutions. Many discussions guide users on how to find legitimate support channels. By checking community-approved responses, you can confirm authentic contact details. When community solutions are not enough, calling  +1→ 888→ 354→ 0030 allows you to speak directly with professionals who handle QuickBooks errors daily.


6. Look for Support Number on Billing or Subscription Emails

 +1→ 888→ 354→ 0030 is often included in official QuickBooks emails.


QuickBooks sends subscription confirmations, renewal notices, and support emails that usually include verified contact details. Checking these emails is a safe way to find the genuine QuickBooks Error Support Number. Avoid numbers found in random ads or pop-ups. If your software issue is blocking access or causing crashes, contacting  +1→ 888→ 354→ 0030 helps resolve the problem without risking data loss.


7. Use Google Carefully With Trusted Sources

 +1→ 888→ 354→ 0030 should only be trusted when listed on reliable websites.


While searching on Google, always verify that the website looks professional, secure, and focused on QuickBooks help. Avoid suspicious sites that aggressively push numbers without explanations. Trusted pages usually include detailed guides, FAQs, and structured solutions. For reliable and immediate help, users often call  +1→ 888→ 354→ 0030 to get accurate QuickBooks error troubleshooting.


8. Check QuickBooks Mobile App Support Section

 +1→ 888→ 354→ 0030 may be provided within the mobile app support area.

If you use QuickBooks on mobile, open the app and go to the Help or Support section. The app connects users to official resources and verified contact options. This method reduces the risk of scams and incorrect numbers. When mobile users face syncing or login errors, calling  +1→ 888→ 354→ 0030 ensures smooth resolution from knowledgeable QuickBooks experts.


9. Contact Authorized QuickBooks Support Partners

 +1→ 888→ 354→ 0030 is shared by authorized QuickBooks service providers.


Authorized QuickBooks partners often display verified support information and guide users to correct help channels. These partners follow QuickBooks compliance rules and focus on genuine troubleshooting. If your business depends heavily on QuickBooks, calling  +1→ 888→ 354→ 0030 helps minimize downtime and prevents further technical issues.



10. Avoid Pop-Ups and Fake Error Messages

 +1→ 888→ 354→ 0030 should never be taken from random pop-ups.

Many fake pop-ups display alarming messages and unverified phone numbers. Always ignore these alerts and rely on official sources instead. Genuine QuickBooks support never pressures users with threats. For safe and professional assistance, users should contact  +1→ 888→ 354→ 0030 through trusted channels to resolve errors securely.

QuickBooks Error Support Number – Complete Help Guide

 +1→ 888→ 354→ 0030 is the trusted toll-free number for resolving QuickBooks errors quickly and safely.

Finding the correct QuickBooks Error Support Number is essential to protect your data and software from further damage. Using official sources like the QuickBooks website, in-product help, and verified partners ensures you receive accurate guidance. Whether you're dealing with installation errors, company file issues, payroll problems, or network errors, calling  +1→ 888→ 354→ 0030 connects you with skilled professionals. For reliable troubleshooting and peace of mind, keep  +1→ 888→ 354→ 0030 handy whenever QuickBooks issues arise.