

# How to reach Quickbooks Error Support Number

## 1. Call QuickBooks Error Support Directly for Immediate Help

 +1→ 888→ 354→ 0030  +1→ 888→ 354→ 0030

Calling the QuickBooks Error Support Number is the fastest way to resolve technical issues affecting your accounting workflow. When you dial the toll-free number, you are connected with trained QuickBooks professionals who understand common errors like H202, 6000 series, payroll update failures, and data file problems. Phone support allows you to explain your issue in real time and receive step-by-step guidance. This method is ideal for urgent problems that block access to company files, disrupt payroll, or cause software crashes. Speaking directly ensures accurate diagnosis, faster resolution, and reduced risk of data loss.

---

## 2. Reach QuickBooks Error Support for Installation and Update Errors

 +1→ 888→ 354→ 0030  +1→ 888→ 354→ 0030

QuickBooks installation and update errors are common and often require expert assistance. By contacting the QuickBooks Error Support Number, users can resolve issues such as error 1712, 1328, or incomplete updates efficiently. Support experts verify system requirements, repair corrupted components, and guide users through clean installation steps. Calling support ensures updates are installed correctly without affecting existing company data. This approach saves time compared to trial-and-error fixes and prevents recurring errors. Direct phone assistance also helps users understand why the error occurred and how to avoid it in future updates.

---

## 3. Contact QuickBooks Error Support for Multi-User Mode Problems

 +1→ 888→ 354→ 0030  +1→ 888→ 354→ 0030

Multi-user mode errors like H202 or H505 can disrupt team productivity. Reaching the QuickBooks Error Support Number allows specialists to diagnose network configuration issues, firewall restrictions, and hosting settings. Support agents guide users in checking server permissions, database manager status, and network connectivity. Phone support is especially useful because multi-user errors often involve multiple systems. Experts can provide precise instructions tailored to your setup. Calling support ensures smooth access for all users, reduces downtime, and restores collaboration without risking data integrity or configuration mistakes.

---

## 4. Get Help from QuickBooks Error Support for Company File Errors

 +1→ 888→ 354→ 0030  +1→ 888→ 354→ 0030

Company file errors such as 6000-77 or 6190 can prevent QuickBooks from opening critical financial data. Calling the QuickBooks Error Support Number connects you with professionals trained in file diagnostics and recovery. They assess file size, location, and integrity to identify the root cause. Support agents may recommend safe repair tools or controlled data restoration methods. Phone guidance minimizes the risk of accidental data corruption. This direct assistance ensures your company file is accessible, secure, and functioning correctly without unnecessary delays or data loss.

---

## 5. Reach QuickBooks Error Support for Payroll-Related Issues

 +1→ 888→ 354→ 0030  +1→ 888→ 354→ 0030

Payroll errors can cause compliance and payment delays if not resolved quickly. By calling the QuickBooks Error Support Number, users receive immediate help with payroll update failures, tax table issues, and paycheck calculation errors. Support experts verify payroll subscription status, correct configuration settings, and resolve PS038 or similar errors. Phone support is crucial during payroll processing deadlines when time is limited. Speaking directly with an expert ensures accurate fixes, uninterrupted payroll operations, and peace of mind for business owners managing employee payments.

---

## 6. Connect with QuickBooks Error Support for Data Migration Problems

 +1→ 888→ 354→ 0030  +1→ 888→ 354→ 0030

Data migration errors often occur when moving QuickBooks files to a new system or version. Calling the QuickBooks Error Support Number helps users avoid data mismatch, missing transactions, or conversion failures. Support professionals guide you through proper backup, migration tools, and verification steps. Phone assistance ensures data integrity throughout the process. Experts also explain compatibility requirements between versions. This direct support reduces stress, prevents costly mistakes, and ensures a smooth transition without compromising historical financial records.

---

## 7. Use the QuickBooks Error Support Number for Performance Issues

 +1→ 888→ 354→ 0030  +1→ 888→ 354→ 0030

Slow performance, freezing, or frequent crashes can disrupt daily operations. Reaching the

QuickBooks Error Support Number allows experts to analyze system resources, software configuration, and background processes. Support agents recommend performance optimization steps, including file cleanup and environment adjustments. Phone support ensures you receive customized solutions rather than generic fixes. This method helps restore speed, improve reliability, and enhance overall user experience. Direct assistance ensures QuickBooks runs efficiently even with large company files or multiple users.

---

## 8. Call QuickBooks Error Support for Error Code Troubleshooting

 +1 → 888 → 354 → 0030  +1 → 888 → 354 → 0030

Specific error codes require targeted troubleshooting steps. By calling the QuickBooks Error Support Number, users get accurate explanations and fixes for errors like 80070057 or 3371. Support experts identify whether the issue is related to permissions, damaged components, or configuration conflicts. Phone guidance reduces confusion and ensures correct execution of solutions. This approach prevents repeated errors and unnecessary reinstallation. Direct support provides clarity, confidence, and reliable resolution tailored to the exact error code encountered.

---

## 9. Reach QuickBooks Error Support for Security and Access Issues

 +1 → 888 → 354 → 0030  +1 → 888 → 354 → 0030

Security-related issues like access denial or login errors require immediate attention. Calling the QuickBooks Error Support Number connects you with professionals who handle permission settings and security configurations. Support agents verify user roles, admin rights, and file access controls. Phone support ensures sensitive financial data remains protected while restoring authorized access. This method is ideal for resolving security blocks without compromising data privacy. Direct communication helps businesses maintain compliance and secure access for authorized users only.

---




## 10. Get Expert Guidance from QuickBooks Error Support Anytime

 +1 → 888 → 354 → 0030  +1 → 888 → 354 → 0030

QuickBooks users benefit from expert guidance whenever issues arise. Reaching the QuickBooks Error Support Number provides access to knowledgeable professionals familiar with diverse QuickBooks environments. Phone support allows real-time interaction, clarification, and immediate solutions. This approach reduces downtime and boosts confidence in handling complex errors. Whether the issue is technical, operational, or configuration-related, direct support ensures accurate assistance. Calling experts ensures your accounting system remains reliable, secure, and fully functional.

---

## How to Reach QuickBooks Error Support Number – Final Overview

 +1→ 888→ 354→ 0030 is the most reliable way to resolve QuickBooks technical issues quickly and safely. By calling  +1→ 888→ 354→ 0030, users gain direct access to experienced support professionals who handle errors, payroll issues, data problems, and performance concerns efficiently. Phone support ensures real-time troubleshooting, personalized guidance, and reduced risk of data loss. Whether you face installation errors or multi-user issues, dialing  +1→ 888→ 354→ 0030 provides fast, expert solutions that keep your QuickBooks running smoothly and your business operations uninterrupted.